

Scaled data based on original data using  
LM-79-08 Approved Method: Electrical and Photometric Measurements of Solid-  
State Lighting Products

Test Report Prepared for  
Cooper Lighting Solutions  
(formerly Eaton)

Brand: McGRAW-EDISON

Report Number: P200027

Luminaire Tested: **GWC-AF-01-LED-E1-T3-7030-600**

Issue Date: 3/3/2020

**Test Information**

Test Method: LM-79-08  
Report Number: P200027  
TEST IS SCALED FROM IESNA LM-79-08 TEST DATA (P24140)  
Test Lab: INNOVATION CENTER P2  
Issue Date: 3/3/2020  
Manufacturer: COOPER LIGHTING SOLUTIONS (FORMERLY EATON)  
Product Line: MCGRAW-EDISON  
Catalog Number: GWC-AF-01-LED-E1-T3-7030-600  
Description: GALLEON WALL LUMINAIRE  
(1) 70 CRI, 3000K, 615mA LIGHTSQUARE WITH 16 LEDS EACH AND TYPE III OPTICS  
Light Source: -  
Ballast/Driver: ELECTRONIC DRIVER

**Summary**

Lumens per Lamp: N/A  
Luminaire Lumens: 4051.3 lumens  
Efficiency: N/A  
Efficacy: 119.2 lumens/watt  
Luminous Opening: Rectangular (W 0.5' x L: 0.5' x H: 0')  
IES Classification: Type III - Short - Full Cutoff  
BUG Rating: B1 - U0 - G1

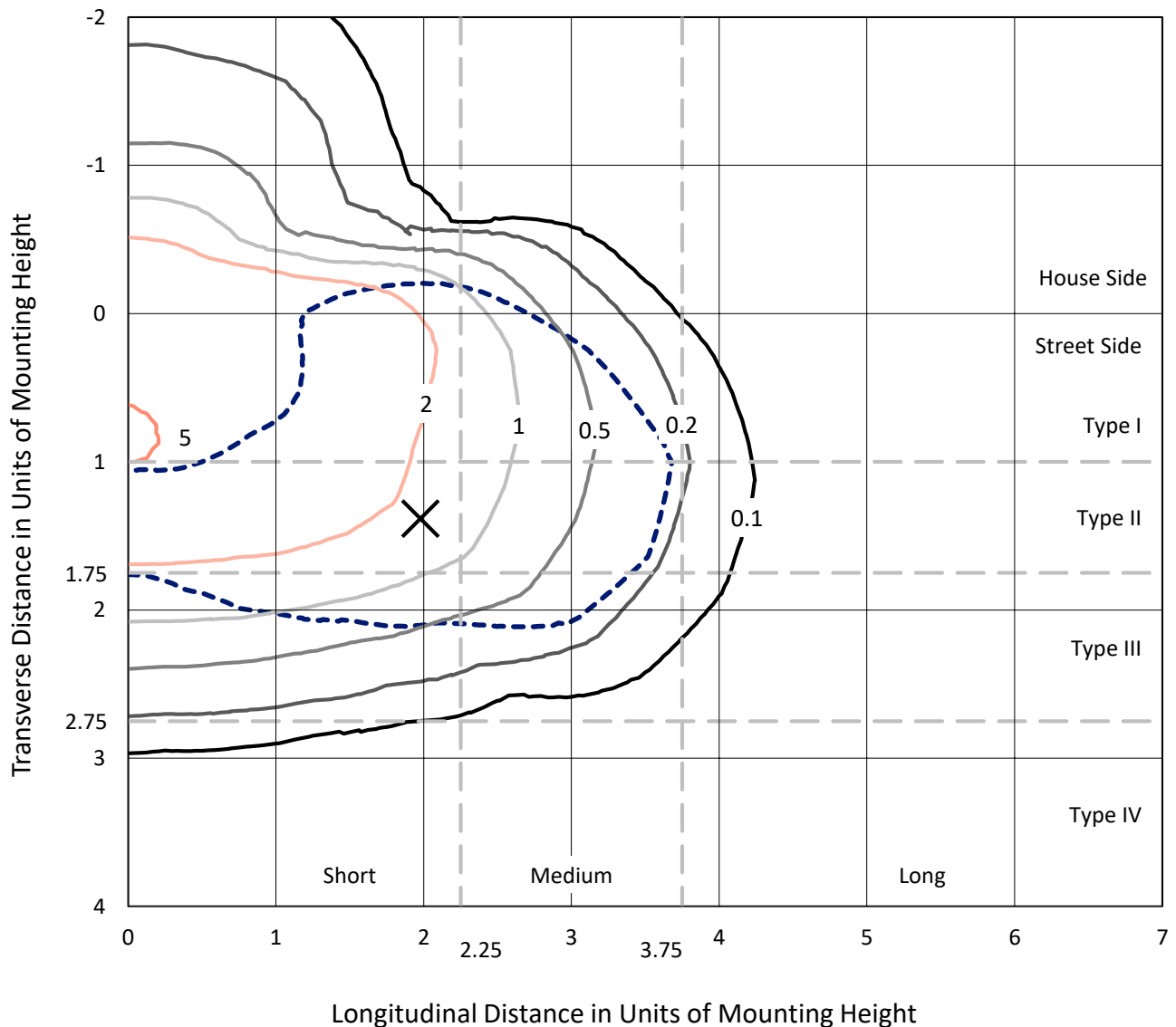
Input Watts (W): 34  
Input Voltage (V): NR  
Input Current (Ain): NR  
Voltage Rise (V): NR  
Power Factor: NR  
Total Harmonic Distortion (THDi): NR  
Frequency (hertz): 60  
Stabilization Time: NR  
Operation Time: NR  
Ambient Temperature (°C): NR  
Test Distance: 25 FT



REPORT NUMBER: P200027  
 CATALOG NUMBER: GWC-AF-01-LED-E1-T3-7030-600

### Iso-Footcandle Lines of Horizontal Illumination

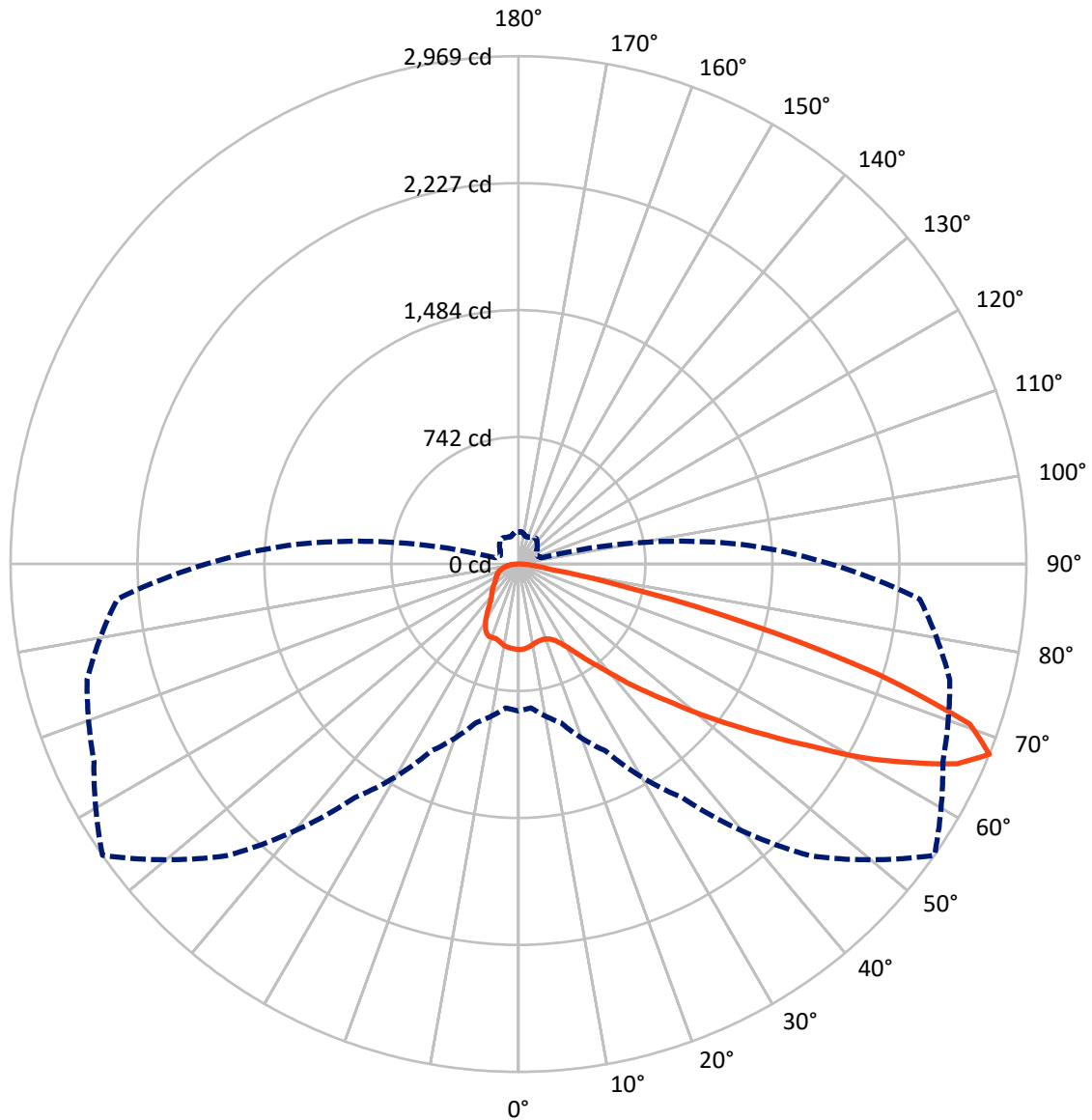
✕ Max cd  
 - - - 1/2 Max cd



Based on 10 foot mounting height. Maximum calculated value = 5.1 fc  
 Type III - Short - Full Cutoff

REPORT NUMBER: P200027  
CATALOG NUMBER: GWC-AF-01-LED-E1-T3-7030-600

### Luminous Intensity Polar Plot



— Vertical Plane Through 55-Deg Lateral    - - - Horizontal Cone Through 67.5-Deg Vertical

REPORT NUMBER: P200027

CATALOG NUMBER: GWC-AF-01-LED-E1-T3-7030-600

**FLUX DISTRIBUTION:**

		Downward	Upward	Total
<b>House Side</b>	Lumens	875.2	0.0	875.2
	% Fixture	21.6	0.0	21.6
<b>Street Side</b>	Lumens	3176.2	0.0	3176.2
	% Fixture	78.4	0.0	78.4
<b>Total</b>	Lumens	4051.3	0.0	4051.3
	% Fixture	100.0	0.0	100.0

**Coefficient of Utilization**

**ZONAL LUMENS:**

Zone	Lumens	% Fixture
0°-10°	46.6	1.2
10°-20°	132.1	3.3
20°-30°	221.2	5.5
30°-40°	363.8	9.0
40°-50°	612.4	15.1
50°-60°	963.8	23.8
60°-70°	1150.2	28.4
70°-80°	493.9	12.2
80°-90°	67.3	1.7
90°-100°	0.0	0.0
100°-110°	0.0	0.0
110°-120°	0.0	0.0
120°-130°	0.0	0.0
130°-140°	0.0	0.0
140°-150°	0.0	0.0
150°-160°	0.0	0.0
160°-170°	0.0	0.0
170°-180°	0.0	0.0
0°-90°	4051.3	100.0
0°-180°	4051.3	100.0



REPORT NUMBER: P200027

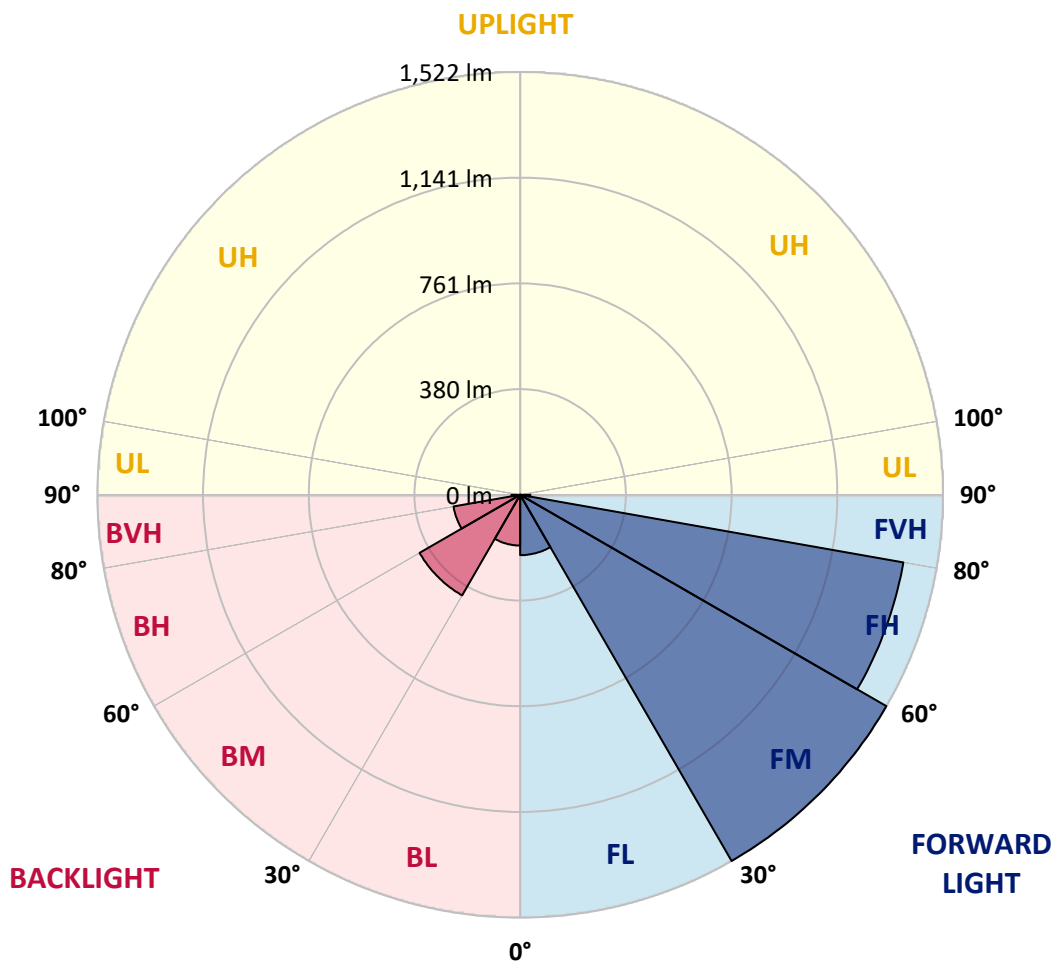
CATALOG NUMBER: GWC-AF-01-LED-E1-T3-7030-600

**LUMINAIRE CLASSIFICATION SYSTEM LUMEN TABLE AND BUG RATING:**

Zone	Lumens	% Fixture	Zone Rating/Lumen Limit		
			B	U	G
FL (0°-30°)	217.2	5.4			
FM (30°-60°)	1522.0	37.6			
FH (60°-80°)	1400.6	34.6			G1/1800
FVH (80°-90°)	36.5	0.9			G1/100
BL (0°-30°)	182.8	4.5	B1/500		
BM (30°-60°)	418.0	10.3	B1/1000		
BH (60°-80°)	243.6	6.0	B1/500		G1/500
BVH (80°-90°)	30.9	0.8			G1/100
UL (90°-100°)	0.0	0.0		U0/0	
UH (100°-180°)	0.0	0.0		U0/0	

**BUG Rating: B1-U0-G1**

Type III Short





REPORT NUMBER: P200027

CATALOG NUMBER: GWC-AF-01-LED-E1-T3-7030-600

**CANDELA DISTRIBUTION (FULL):**

	0°	5°	15°	25°	35°	45°	55°	65°	75°	85°	90°
0°	499.6	499.6	499.6	499.6	499.6	499.6	499.6	499.6	499.6	499.6	499.6
2.5°	495.3	495.5	495.8	497.4	498.8	498.4	498.6	497.7	497.5	496.5	497.5
5°	489.1	489.6	489.8	492.3	493.9	494.3	493.8	492.8	491.5	490.3	491.0
7.5°	474.7	476.3	476.5	479.9	482.6	485.8	486.1	486.3	485.6	484.9	486.1
10°	465.8	466.1	465.9	468.5	470.5	474.1	476.3	479.9	481.7	482.0	482.7
12.5°	465.1	464.8	464.2	464.2	463.6	465.1	469.0	474.3	478.0	479.2	480.2
15°	471.4	471.2	469.3	466.3	462.6	461.4	464.8	470.6	475.5	478.0	479.0
17.5°	485.4	484.3	481.2	474.5	466.5	463.4	463.8	468.6	474.3	477.7	478.7
20°	511.4	511.4	504.7	492.1	477.9	470.5	466.9	469.9	475.3	479.7	481.2
22.5°	555.9	556.3	545.2	524.7	500.5	484.7	476.0	475.3	481.8	486.9	488.4
25°	619.2	617.6	601.9	572.5	535.9	509.7	494.5	491.0	496.5	502.1	504.1
27.5°	692.7	687.0	668.4	633.0	585.6	547.3	523.8	518.2	523.5	529.9	531.9
30°	765.5	759.7	737.5	698.8	646.2	597.6	564.0	554.7	562.1	571.4	572.5
32.5°	838.3	838.3	813.7	768.4	711.1	657.6	617.5	606.4	618.7	629.9	632.4
35°	925.4	925.8	901.9	847.6	785.9	729.3	684.8	676.9	695.4	703.3	709.3
37.5°	1032.4	1034.5	1003.9	938.1	870.6	811.1	758.3	747.4	765.9	787.2	806.8
40°	1148.1	1150.8	1116.9	1035.9	968.5	906.2	849.1	829.3	860.2	901.0	926.2
42.5°	1258.4	1272.6	1239.9	1156.5	1083.9	1019.5	961.6	932.8	971.6	1033.0	1054.9
45°	1417.8	1428.1	1371.1	1295.6	1227.3	1155.3	1078.6	1048.3	1102.4	1180.0	1184.5
47.5°	1524.1	1516.5	1487.6	1440.6	1397.3	1330.0	1214.6	1181.3	1253.3	1344.6	1319.3
50°	1580.8	1583.0	1579.2	1581.8	1583.5	1541.2	1381.4	1335.7	1421.6	1531.9	1473.7
52.5°	1633.5	1617.9	1630.8	1694.9	1772.5	1756.8	1562.7	1515.2	1602.1	1739.6	1636.9
55°	1632.4	1608.6	1650.6	1763.9	1931.9	1950.0	1766.4	1711.6	1792.8	1962.6	1809.9
57.5°	1574.7	1575.8	1640.6	1788.9	2043.1	2131.5	2002.8	1920.6	1995.2	2188.4	1967.8
60°	1495.2	1505.9	1599.3	1784.9	2132.2	2280.5	2292.8	2145.9	2193.4	2393.6	2098.5
62.5°	1367.1	1378.5	1507.1	1742.1	2118.6	2423.9	2555.0	2401.4	2400.7	2518.0	2136.8
65°	1164.9	1161.5	1296.8	1582.6	2005.4	2530.0	2815.5	2622.3	2556.7	2519.9	2059.7
67.5°	859.0	844.1	960.2	1205.3	1666.9	2411.2	2968.7	2737.4	2609.9	2354.2	1824.2
70°	445.8	430.9	524.8	703.8	1096.2	1881.9	2799.0	2678.0	2492.4	1973.4	1429.1
72.5°	190.5	188.0	226.1	308.7	530.4	1085.5	2194.8	2317.8	2138.6	1470.3	982.6
75°	128.2	127.4	141.7	168.3	238.5	440.5	1373.5	1645.3	1564.7	911.7	552.7
77.5°	100.6	99.7	108.0	121.0	154.6	173.7	609.5	883.3	817.6	396.8	241.9
80°	78.6	77.9	83.1	90.2	111.1	109.6	200.6	351.5	271.9	152.1	117.6
82.5°	62.1	62.1	66.3	66.5	78.8	74.8	104.7	154.8	135.8	88.6	72.0
85°	56.7	56.7	61.3	49.7	51.5	47.2	65.0	91.8	86.1	36.4	31.3
87.5°	28.5	27.8	51.5	44.0	28.0	25.0	31.6	44.5	47.7	20.1	15.7
90°	0.0	0.0	0.0	0.0	0.0	0.0	0.0	0.0	0.0	0.0	0.0



REPORT NUMBER: P200027

CATALOG NUMBER: GWC-AF-01-LED-E1-T3-7030-600

**CANDELA DISTRIBUTION (continued):**

	95°	105°	115°	125°	135°	145°	155°	165°	175°	180°
0°	499.6	499.6	499.6	499.6	499.6	499.6	499.6	499.6	499.6	499.6
2.5°	497.2	497.0	497.4	497.5	499.2	501.3	502.3	503.6	504.4	504.1
5°	491.3	491.7	493.3	494.5	497.2	500.7	502.7	504.2	505.7	505.1
7.5°	486.4	487.4	489.8	490.8	492.3	493.3	493.1	493.8	494.8	493.6
10°	483.7	484.9	486.6	485.3	481.7	476.3	471.4	468.8	469.6	468.6
12.5°	481.0	482.6	481.2	474.7	464.4	457.5	453.8	454.2	455.9	456.3
15°	479.4	479.9	474.1	462.0	451.5	450.4	452.5	452.0	452.3	452.3
17.5°	479.4	477.9	466.9	454.7	450.2	448.5	442.4	434.9	431.5	430.3
20°	482.0	477.9	464.6	456.4	446.8	431.7	415.6	401.5	395.3	393.6
22.5°	489.6	482.6	471.2	457.4	429.5	404.3	378.8	361.9	350.6	348.7
25°	505.1	497.2	484.3	447.0	402.1	366.1	337.2	318.4	307.0	305.5
27.5°	532.1	526.9	491.3	424.0	365.7	327.2	300.4	285.9	277.5	276.9
30°	572.7	570.3	487.9	390.2	320.9	289.4	276.5	268.1	261.7	261.6
32.5°	637.7	617.2	476.3	348.9	280.0	262.6	257.3	252.3	247.4	247.4
35°	721.3	655.1	454.4	304.8	255.1	247.7	241.0	233.0	226.6	226.1
37.5°	819.6	678.6	415.0	269.1	243.4	237.7	228.0	216.0	204.7	202.6
40°	918.8	685.7	359.7	247.2	236.0	227.8	215.8	201.7	190.7	190.2
42.5°	1009.7	672.2	301.0	232.0	228.6	217.7	205.1	192.6	184.0	183.8
45°	1086.0	637.1	251.7	217.8	220.7	208.3	197.2	187.1	180.4	179.0
47.5°	1157.8	587.6	217.0	202.6	212.9	203.3	193.9	184.3	177.9	176.9
50°	1241.1	534.2	192.8	188.0	206.1	201.6	196.6	186.8	175.9	174.7
52.5°	1342.1	488.1	173.7	175.2	200.8	203.9	203.7	193.3	174.6	172.9
55°	1454.9	436.7	159.5	164.6	198.7	208.2	205.5	199.6	175.7	173.4
57.5°	1565.8	376.8	149.4	156.6	195.5	207.8	197.1	188.7	178.4	175.2
60°	1649.0	296.4	141.8	149.4	188.7	201.4	187.8	176.7	177.9	175.4
62.5°	1654.5	229.1	132.6	143.4	178.3	194.9	181.8	171.4	180.4	178.1
65°	1557.3	173.1	123.9	136.2	167.0	190.7	175.9	168.5	185.7	183.1
67.5°	1311.1	139.3	116.5	128.7	155.9	182.1	170.7	165.7	190.4	185.8
70°	946.5	118.8	109.2	119.7	146.0	172.4	166.0	160.8	177.6	170.7
72.5°	582.8	102.9	100.9	107.8	138.3	162.2	158.9	151.7	160.1	154.4
75°	290.9	89.3	91.8	96.0	127.7	150.7	147.2	140.0	141.1	140.0
77.5°	139.3	76.3	81.0	84.3	113.7	137.5	133.9	126.4	125.0	125.2
80°	88.3	63.8	68.3	70.7	101.6	122.3	118.5	111.1	126.8	117.6
82.5°	55.1	51.9	53.0	57.4	88.5	106.4	101.6	94.9	114.2	90.3
85°	30.5	36.2	37.8	41.5	68.1	89.0	84.1	75.7	67.8	66.7
87.5°	18.2	21.6	22.1	24.8	45.8	64.4	57.0	54.0	44.8	44.6
90°	0.0	0.0	0.0	0.0	0.0	0.0	0.0	0.0	0.0	0.0

(END OF REPORT)